

# Who parks where EKCH

[Who parks where - EKCH](#)

^ Full clickable guide ^

In Kastrup, there are 3 main terminals. Terminal 1 & 2 is for Schengen flights, Terminal 3 for Non-Schengen & Shengen. CPH GO is for low-cost carriers.

**Which airline parks where?**

## A - Gates

Schengen Departures ONLY!



## B - Gates

Schengen Departures ONLY!



## C - Gates

NON-Schengen Departures ONLY!



## D - Gates

Schengen & Non-Schengen approved for ALL gates

norwegian  
NON-Schengen

SAS  
NON-Schengen

ONLY IF Flying NON-Schengen  
A - Gates

All Airlines from A - Gates

Fictional  
Virtual Airlines

If you REALLY have  
no idea where else to park

## E - Gates

Schengen & NON-Schengen Approved for E70-E90

SAS  
Operated by  
CRJ-900/1000

SAS  
Operated by  
ATR 72-500/600

## F - Gates (F1-F9)

Schengen & NON-Schengen Approved on stand F1-F4  
Schengen Departures ONLY stand F5-F9

transavia

Laudamotion

easyJet

Wizz

RYANAIR

## F - Stands (F89-F98)

Schengen & NON-Schengen Approved from ALL Stands

widerøe

airBaltic  
Operated by  
Dash 8-Q400

SAS  
Operated by  
ATR 72-500/600

## H - Stands

Schengen & NON-Schengen Approved from ALL Stands

Operating a HEAVY aircraft  
on a SCHENGEN flight

If B10 + E22 is occupied

VIP or Private flights

IF Stands F1-F9 is full

F - Gates (F1-F9)  
Schengen & NON-Schengen Approved on stand F1-F4  
Schengen Departures ONLY stand F5-F9

RYANAIR  
easyJet  
Wizz

or F1-F4 is occupied for  
NON-Schengen Departures

A Stands - Schengen only

**Notes:**

Pushback from A4, A6 and A8 should be to J facing EAST  
 Pushback from A25-27 should face east  
 Pushback from A12-A17 may face either way depending on traffic  
 Pushback from A7, A9 & A11 may go to "Z" or "Y" facing Southeast  
 Always advise able for "CUSTOM PUSHBACK" if possible  
 All gates are **SCHENGEN**. if flying to **NON-Schengen** go to "D-gates"  
 PROP aircraft ONLY on A7 & A9

PROPELLER Aircraft on A-Gates  
 should park

A25-A34

**Eurowings**  
 Dash 8  
 Usually A26

**Luxair**  
 Dash 8  
 Usually A25

JET Aircraft on A-Gates  
 should park

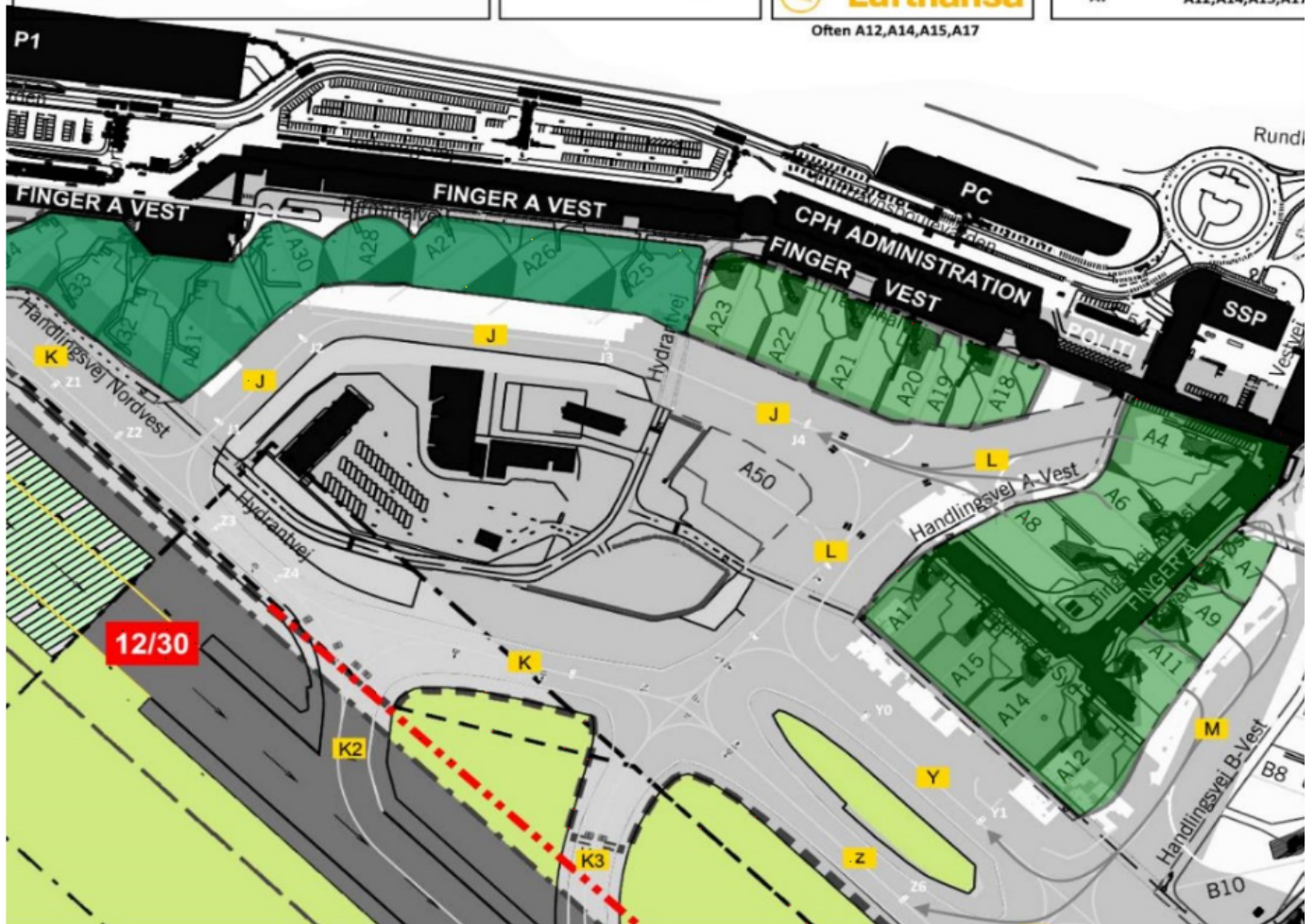
A4, A6, A8 + A11-A23

**brussels airlines**  
**SWISS** **Austrian**  
**Lufthansa**  
 Often A12, A14, A15, A17

**alsieexpress**  
 A9 or A11

**DAT**  
 PROP  
 A7

JET  
 A12, A14, A15, A17



## B Stands - Schengen only



#### Notes

SCHENGEN only!

B19 is NOT approved for A321, only A320 or smaller

B16 is not available.

B10 is usable for ALL SCHENGEN HEAVIES REGARDLESS of airline

Pushback from B4,B6,B8 & B10 may go to "Y" or "Z" facing east

Always advise if able "CUSTOM PUSHBACK" when parked at "B" gates

Mainly JET Aircrafts park here.

If SAS PROP go to "F" or "E"

If Eurowings go to "A26"

**air greenland**

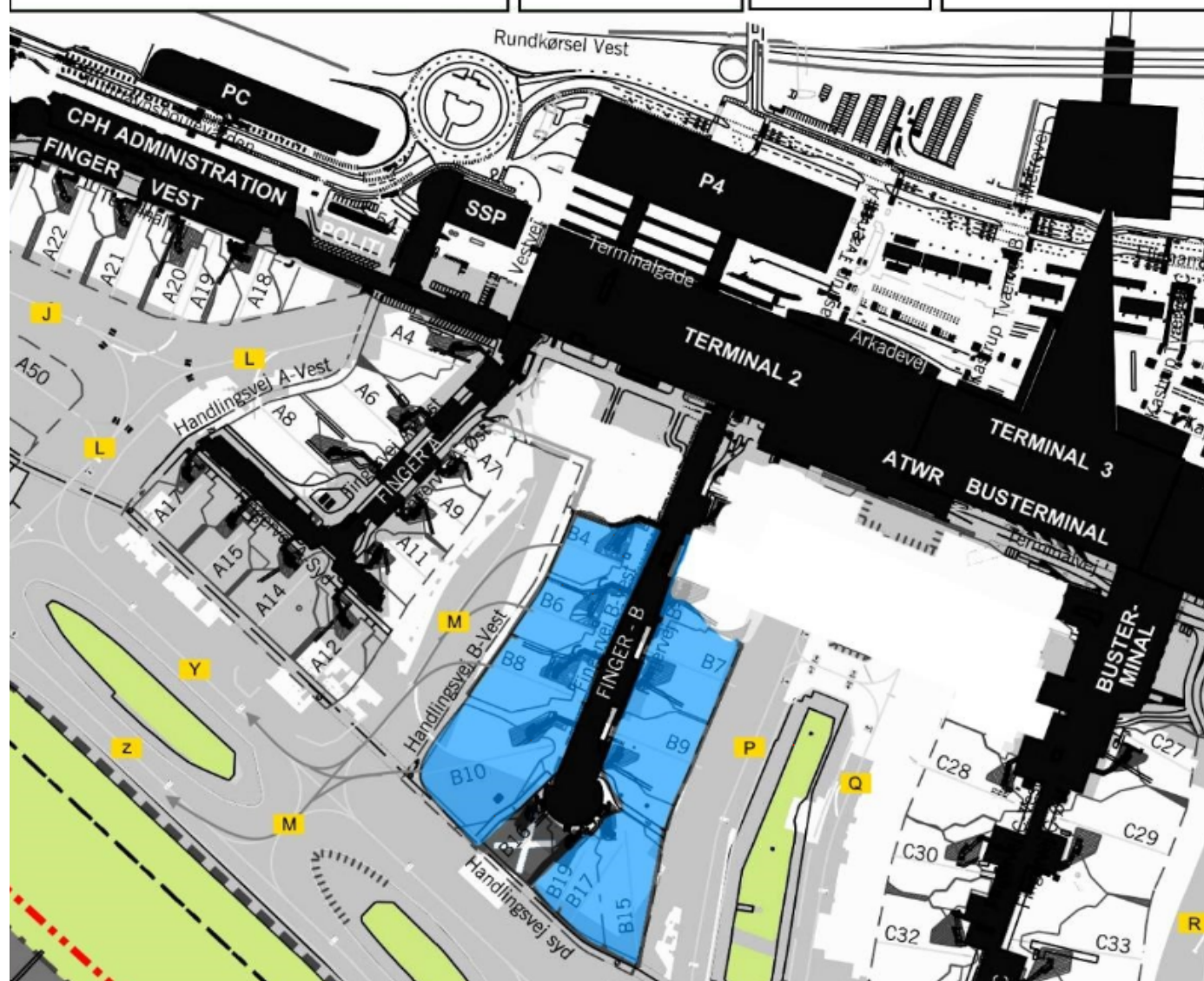
Parks exclusively on B10

If occupied use B17

**ICELANDAIR**

757-200 approved for B7,B8,B9,B10,B11

757-300 approved for B7,B9,B10,B17



## C Stands - NON Schengen only

**Notes:**

Pushback from C27 must be to "S" or "R" face North  
 Pushback from C29 must be to "S" or "R" face North  
 UNLESS C29 is occupied by a HEAVY aircraft  
 MEDIUM aircraft are allowed to park on any stand  
 ONLY NON-Schengen departures here.  
 SCHENGEN departures should be relocated to "D" gates

**What gates are what?**

MEDIUM: C27,C30

HEAVY: C28,C29,C32-C39

**SAS + norwegian**

ONLY LONG HAUL and  
 NON-Schengen destinations  
 For SCHENGEN SAS goes to "B" or "D"  
 or Schengen NAX goes to "A" or "D"

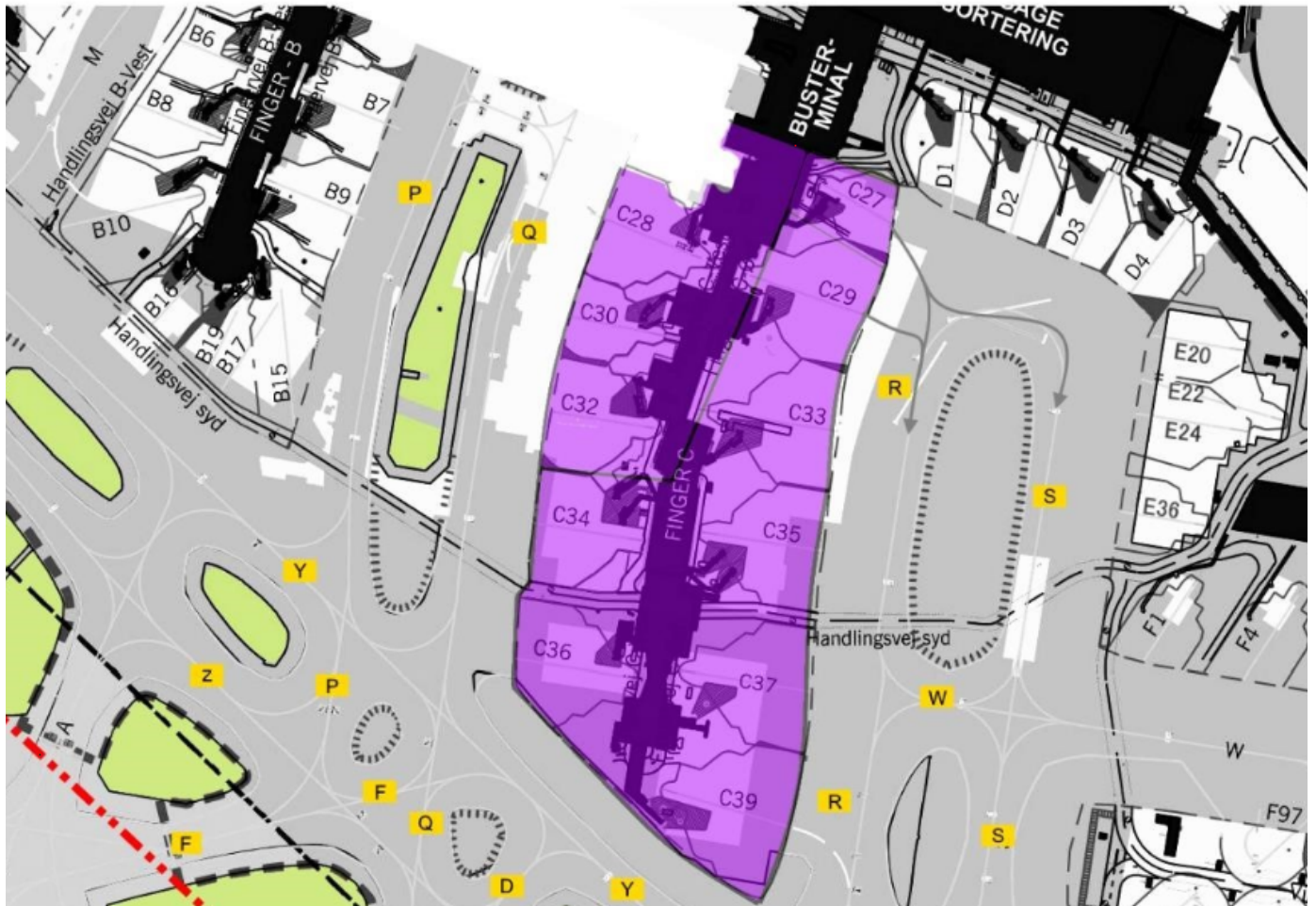
**HEAVY Restrictions**

**B77W + B744**  
 May NOT park at C28

**B748 + A388**  
 May ONLY park at C39  
 If Occupied  
 go to "E22" or "E71"

**BRITISH AIRWAYS**  
 Parks at C27 at all times if available  
 if 27 is NOT available go to C28,C29 or D1

**Emirates**  
 Parks at C39.  
 All A/C types incl. A388 approved



**D Stands - Flexible**



**Notes:**

If you KNOW you will do a SCHENGEN/NON-SCHENGEN changeover (e.g. you fly EGKK-EKCH-EDDF) ADVISE controller you request a "D-gate". He will NOT know

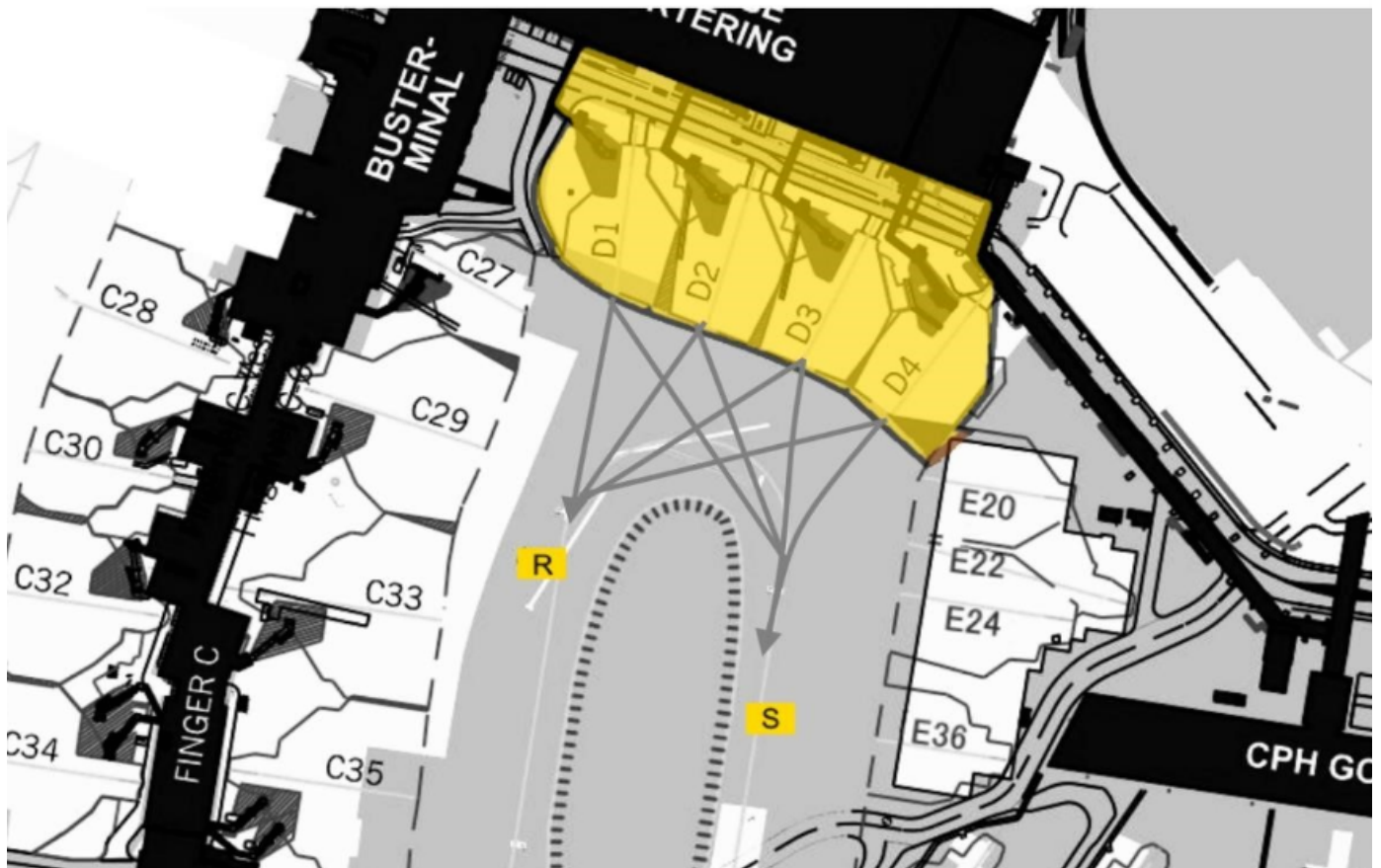
ALL Pushbacks MUST be done to "R" or "S" face north!

If all D-gates are full, consider relocating to "E"



D-Gates normally used when an aircraft:

Comes from **SCHENGEN** but leaves to **NON-Schengen**  
comes from **NON-Schengen** but leaves to **Schengen**



## E Stands - Flexible

**Notes:**

Pushback from E20,E22 & E24 ALWAYS face North  
From E70-E90, expect taxiout via "T" & "W"

If in doubt where to park  
there is always space  
at "E-Gates"

"E71" is specially approved for  
B748 & A388

**SAS**

CRJ and ATR fleet are  
relocating to "E" stands

**SCHENGEN:** Use E20-E36

**NON-SCHENGEN:** Use E70-E90



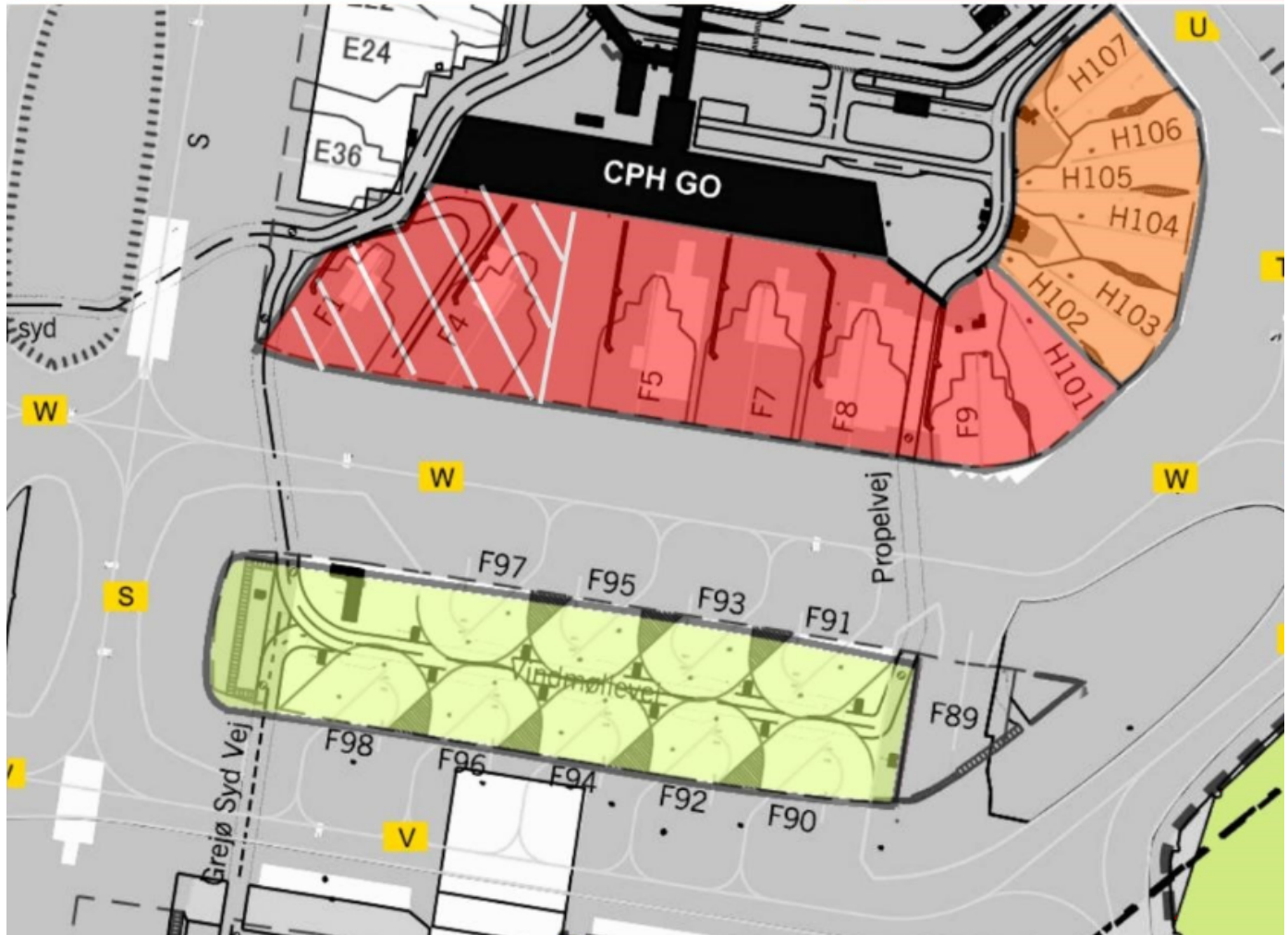
## F Stands - Flexible

H102 & H105 is approved for heavies and supports either SCHENGEN or NON-SCHENGEN

Only PROPELLER aircraft can hold at F89-F98  
If you are **widerøe** or **airBaltic**  
but flying JET, revert to "A-gates"

F90-F98 is "self-manouvering" meaning  
NO PUSHBACK

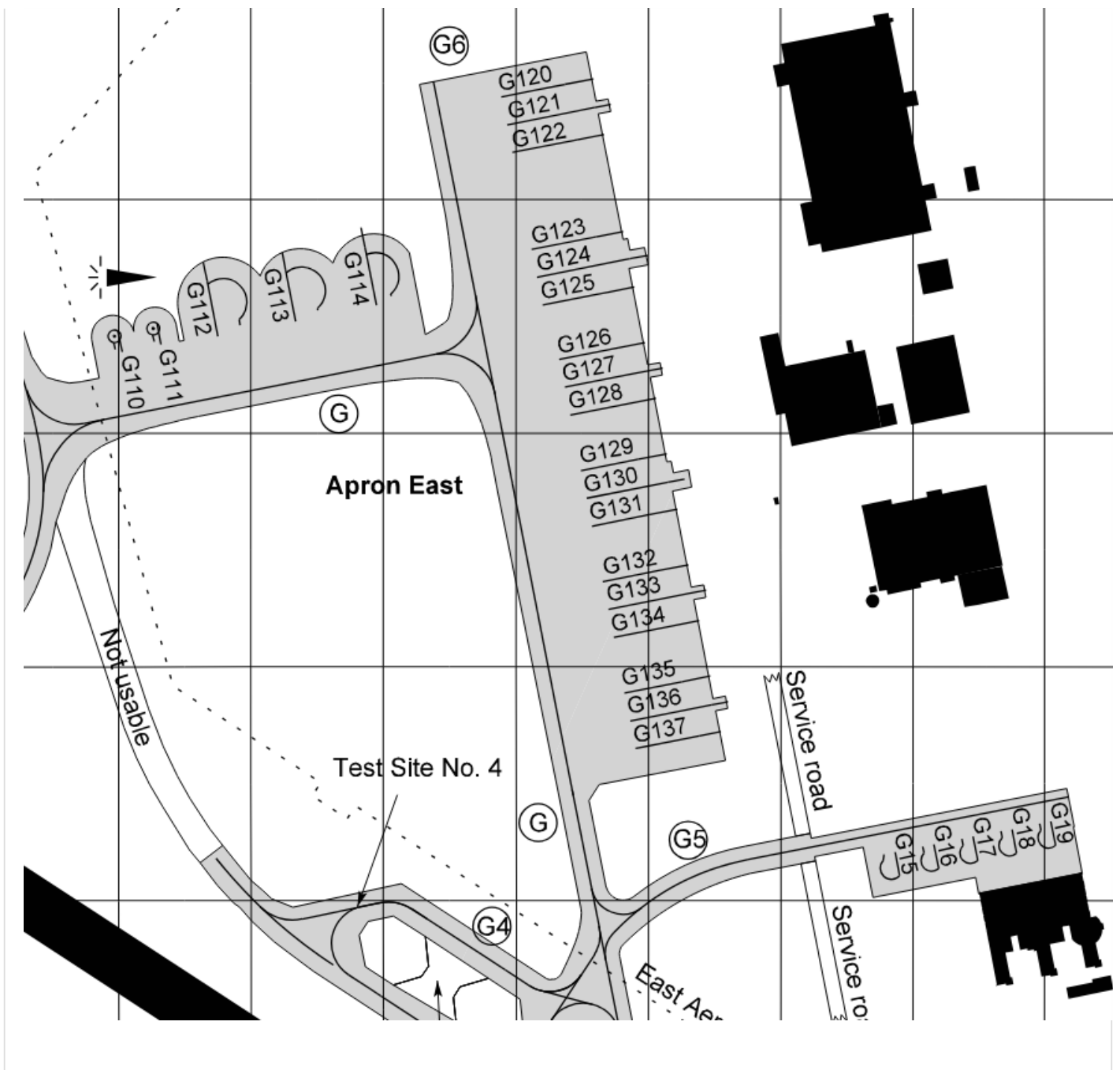
If flying **NON-Schengen**, use ONLY F1 & F4  
If F1 & F4 are occupied revert to H101 & H103



## G Stands - Cargo only

All cargo operators park at stands G120 - G137

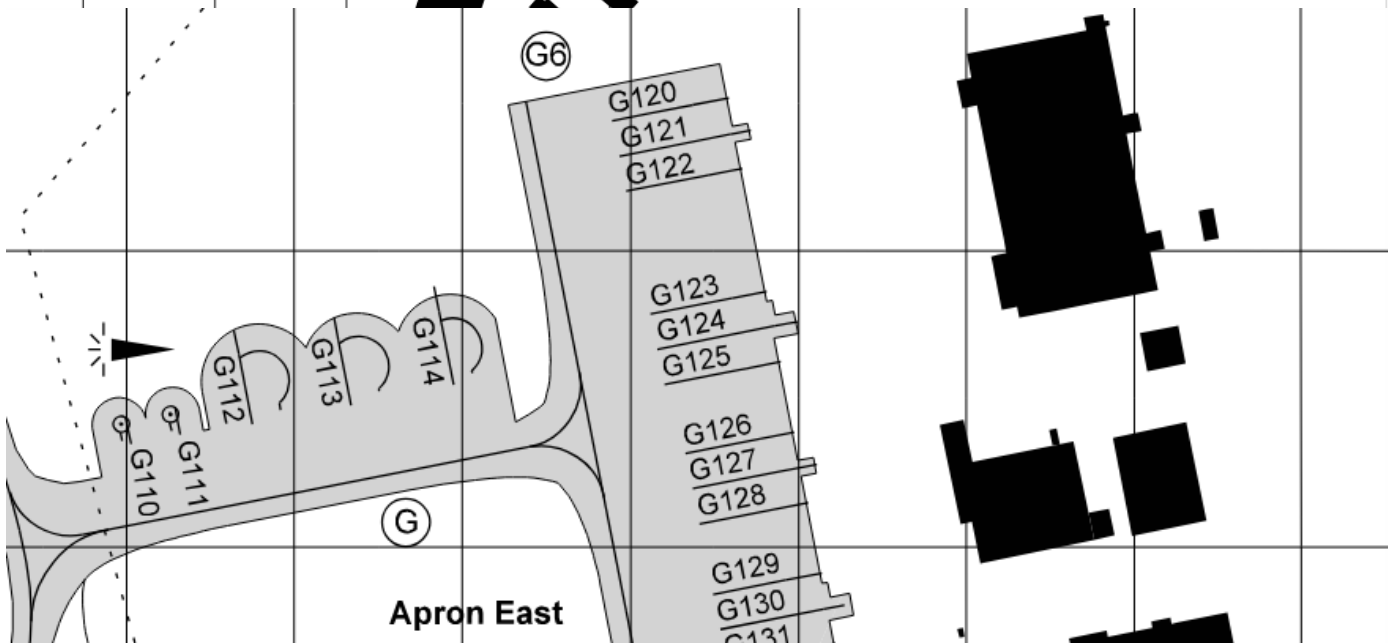
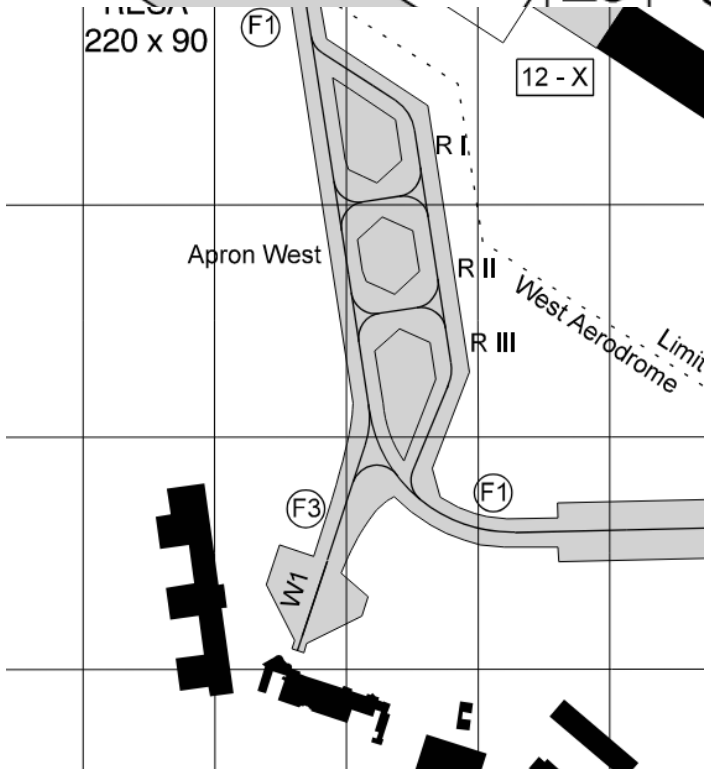
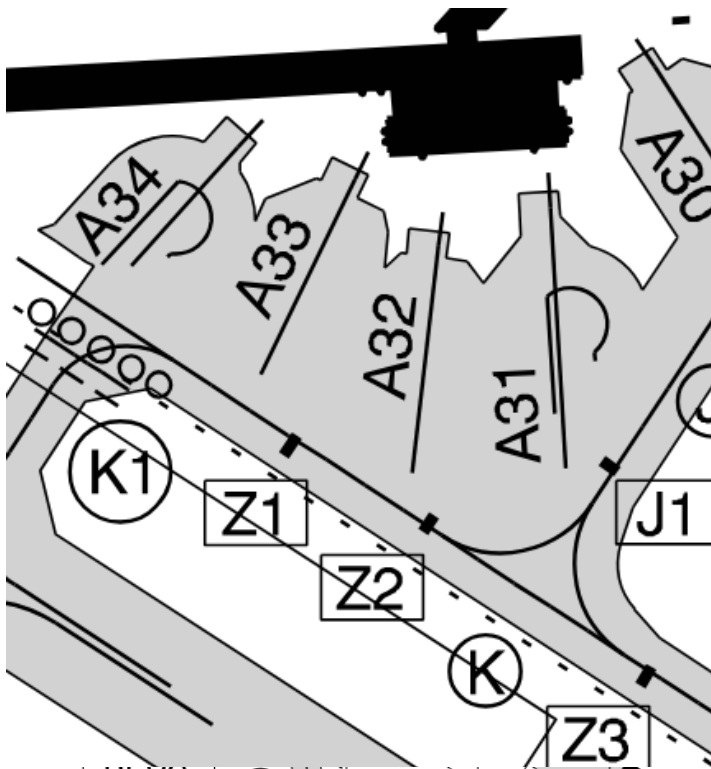




### General aviation / Business jets & misc.

- In regards to GA, EKCH normally doesn't receive those. They normally prefer EKRK (Roskilde).  
However if/when they come to EKCH they park at either A31 - A34, G15 - G19 or if they are parked here for some time, at Apron West.
- VIPs (i.e. state visit, royals, pop-groups) always park at W1 (Wilhelm Lauritzen Terminal)
- Bizz-jets normally park at A31 - A34 or in case of long term parking, at Apron West

- Helicopters park at G110 or G111





---

---

Revision #3

Created 18 December 2023 10:36:20 by Jeppe Seier (1602589)

Updated 3 September 2024 22:29:05 by Thomas Broegger (1447687)