

# EuroScope ATC Client

Installation guides, modification and troubleshooting

- [Introduction](#)
- [Installation](#)
- [Updating sectorfiles](#)

# Introduction

VATSCA has in collaboration with AeroNav made the sector files, plugins, and other files available via GNG, this means:

- Sectorfiles are now automatically updated
- AIRAC data is automatically updated
- Sectorfiles are downloaded from Euroscope Directly

This guide will take you through installing and updating the GNG files. ***Please read it carefully!***

We always recommend running the latest version of Euroscope for the best compatibility.

# Installation

## Table of Contents

---

1. [Prerequisites](#)
2. [Installation \(Text\)](#)
3. [Installation \(Video\)](#)

## Prerequisites

---

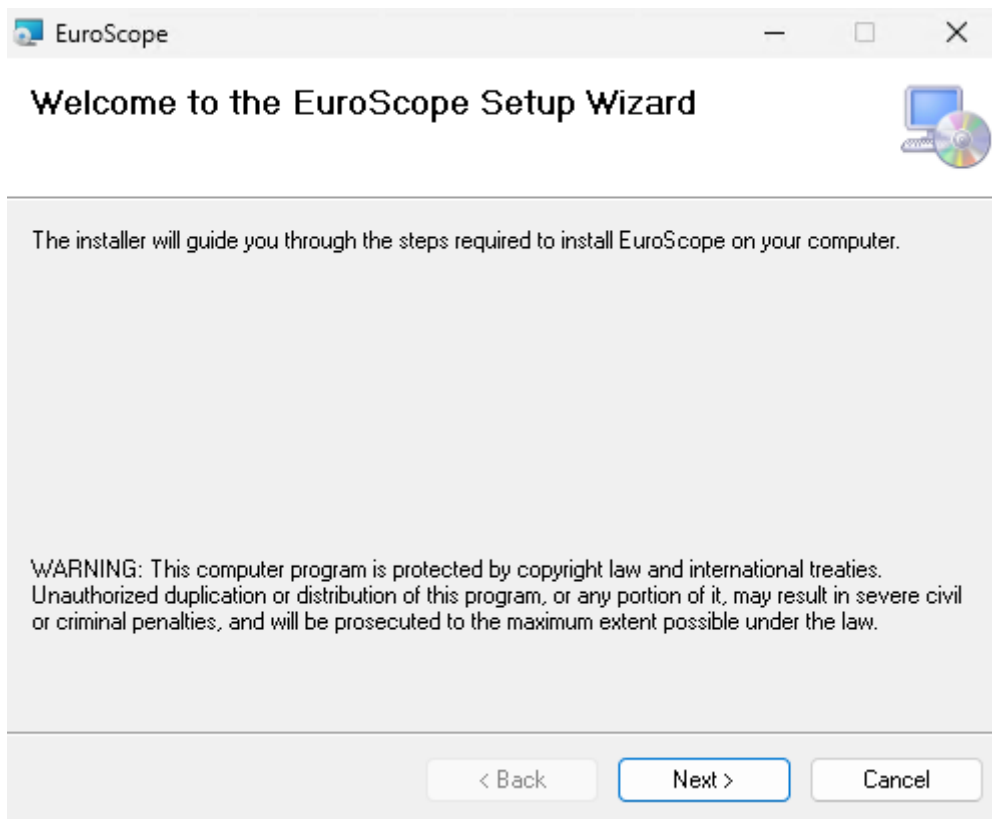
Before installing EuroScope be sure to download and install the latest C++ redistributable package from Microsoft. They can be downloaded from [here](#)

Also, download and install a modified version of the Euroscope font from [here](#)

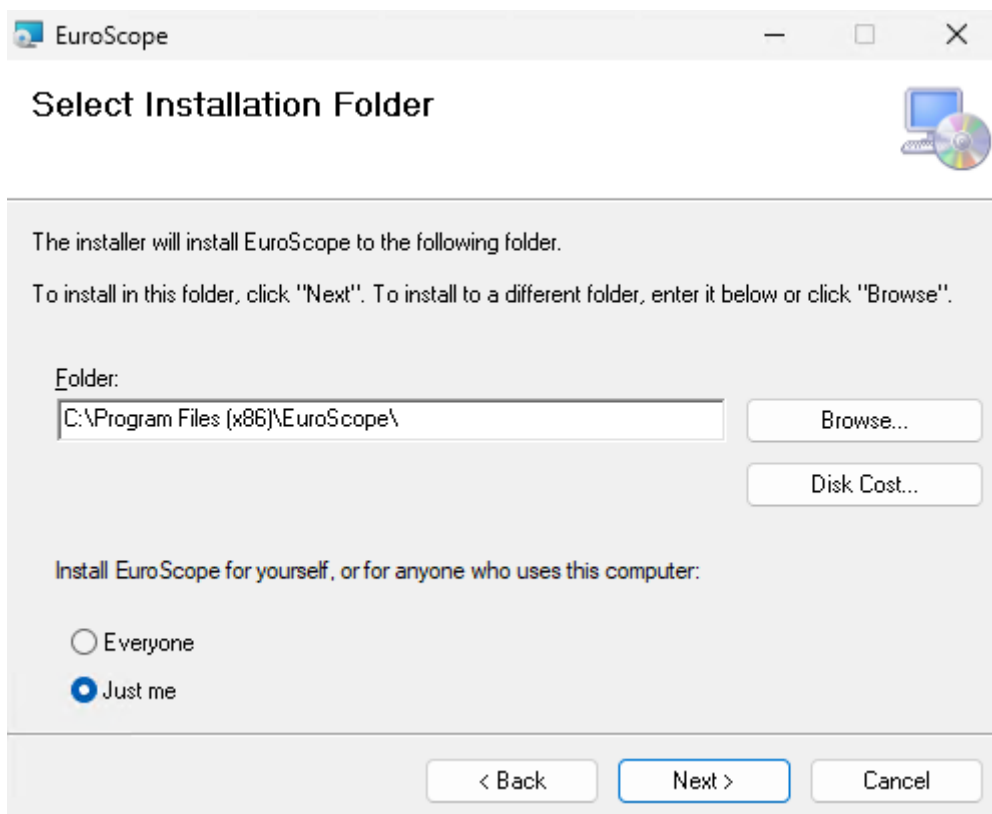
## Installation (Text)

---

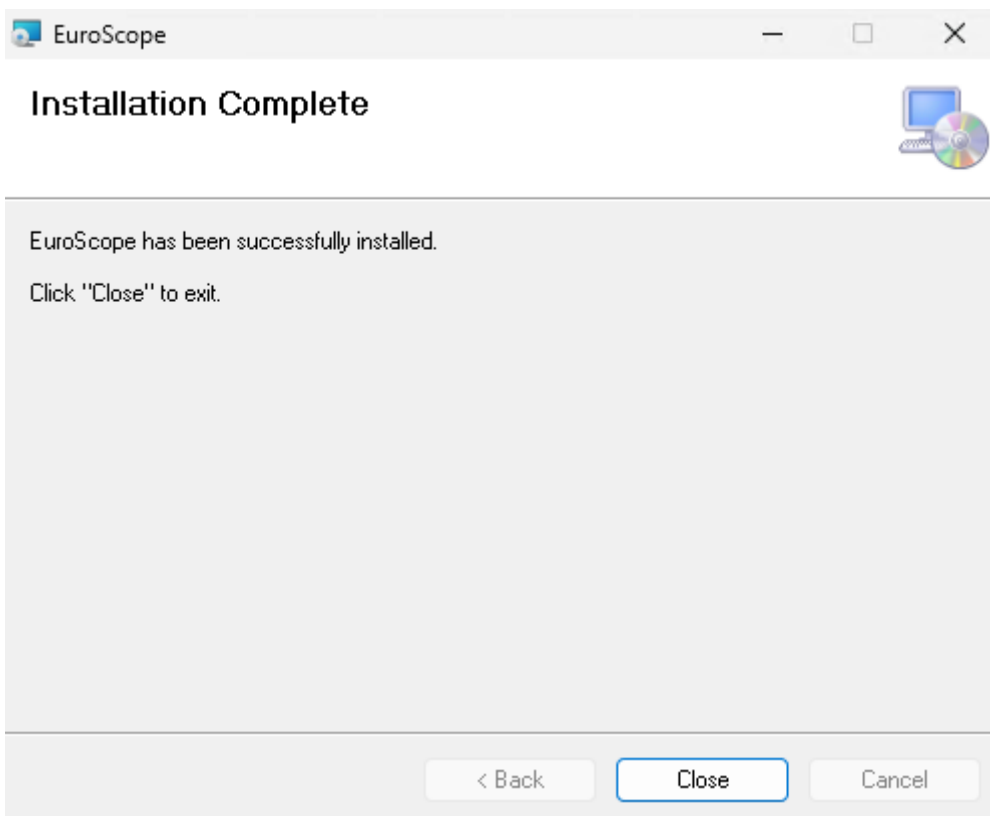
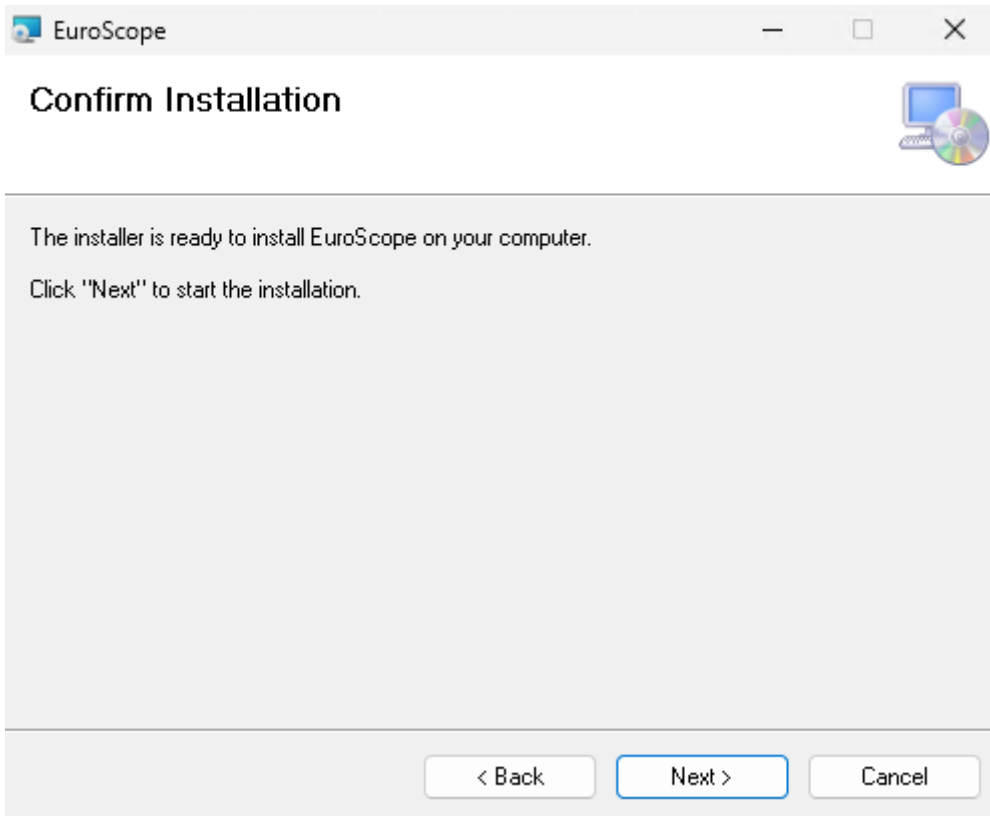
Installation of EuroScope is straightforward. Just follow the instructions of the installer. Well, you should only specify the folder you would like to put the files.



Press Next to get to the location selector screen:



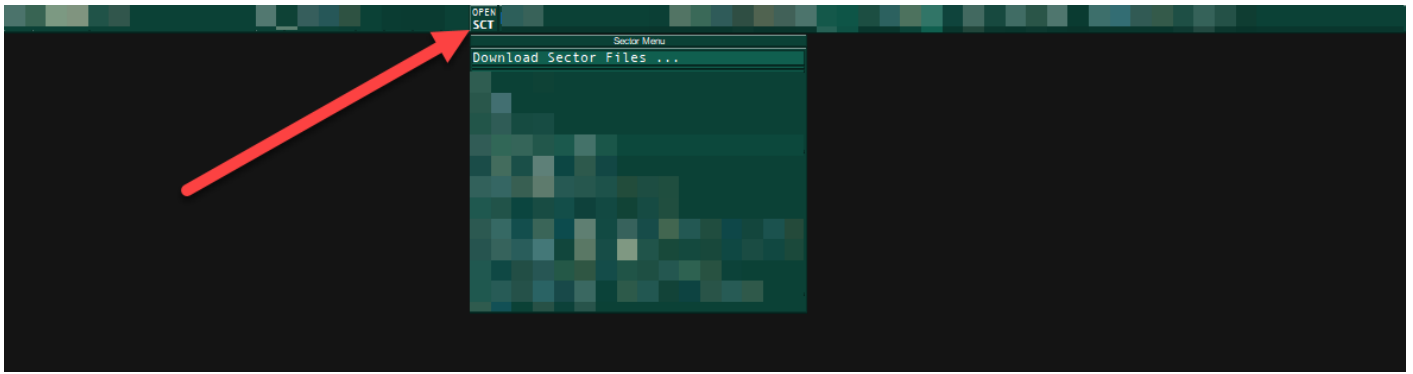
Select the appropriate folder where you would like to place EuroScope. Then press Next again to see the final confirmation screen:



## Sectorfiles

---

Start Euroscope and cancel the sector selector In Euroscope click «Open SCT» at the top and select «Download Sector Files»



On the first installation, you will only have “EuroScope main sectorfile provider” Select it and click download, this gives us all the Sectorfile providers.

Sector File Providers

Descriptor file: SectorFileProviderDescriptor.txt

Browse

Available sector file providers

Provider name	A	Local filename	Last downloaded	Next download
EuroScope main sector file provider	<input type="checkbox"/>	./euroscope_sector_providers.txt		

Name: EuroScope main sector file provider

Download

Delete

URL: http://www.euroscope.hu/sectorfile/euroscope\_sector\_providers.txt

New

New URL:

Update

Filename: ./euroscope\_sector\_providers.txt

Browse

Provided Sector Files

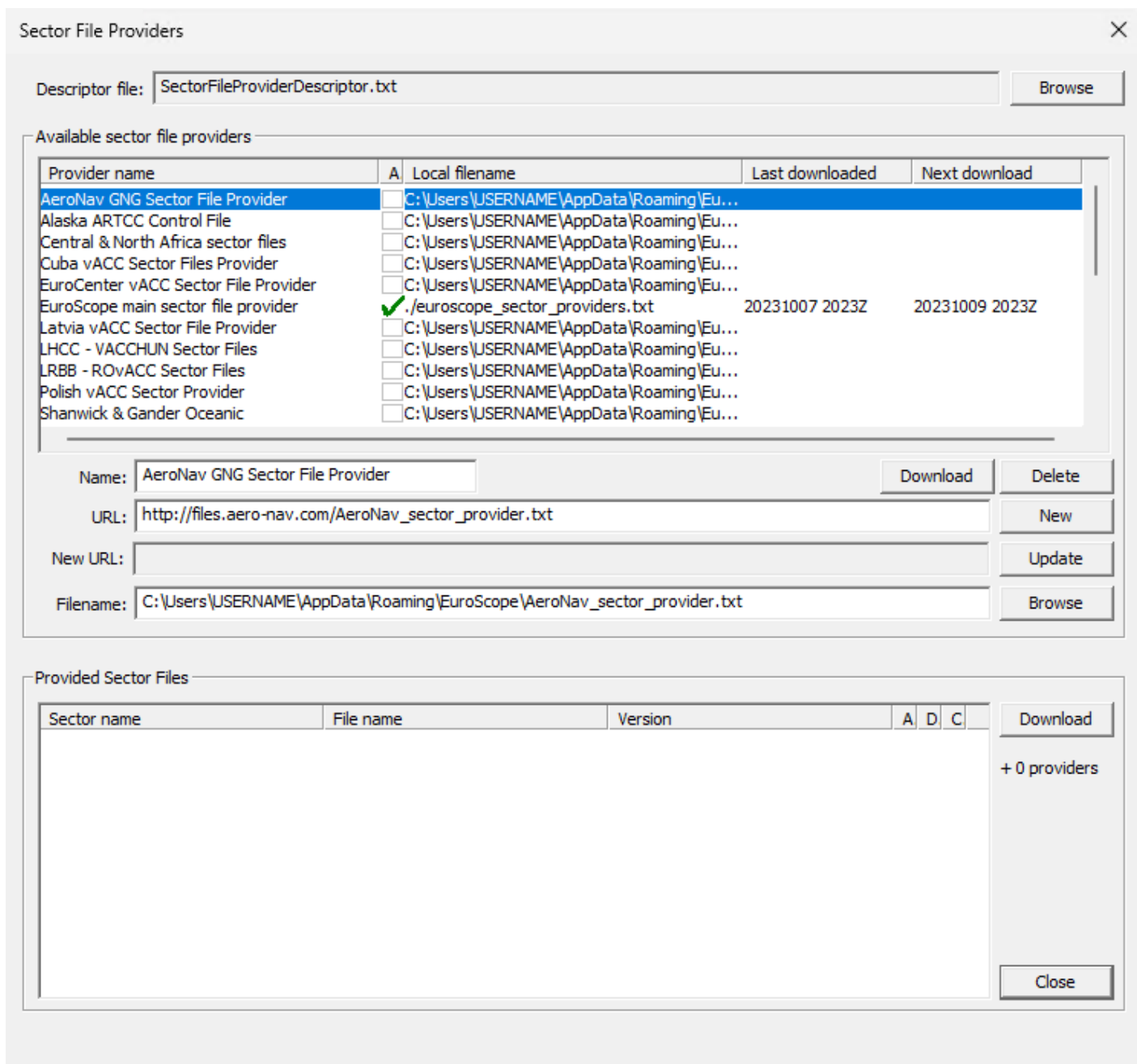
Sector name	File name	Version	A	D	C
-------------	-----------	---------	---	---	---

Download

+ 0 providers

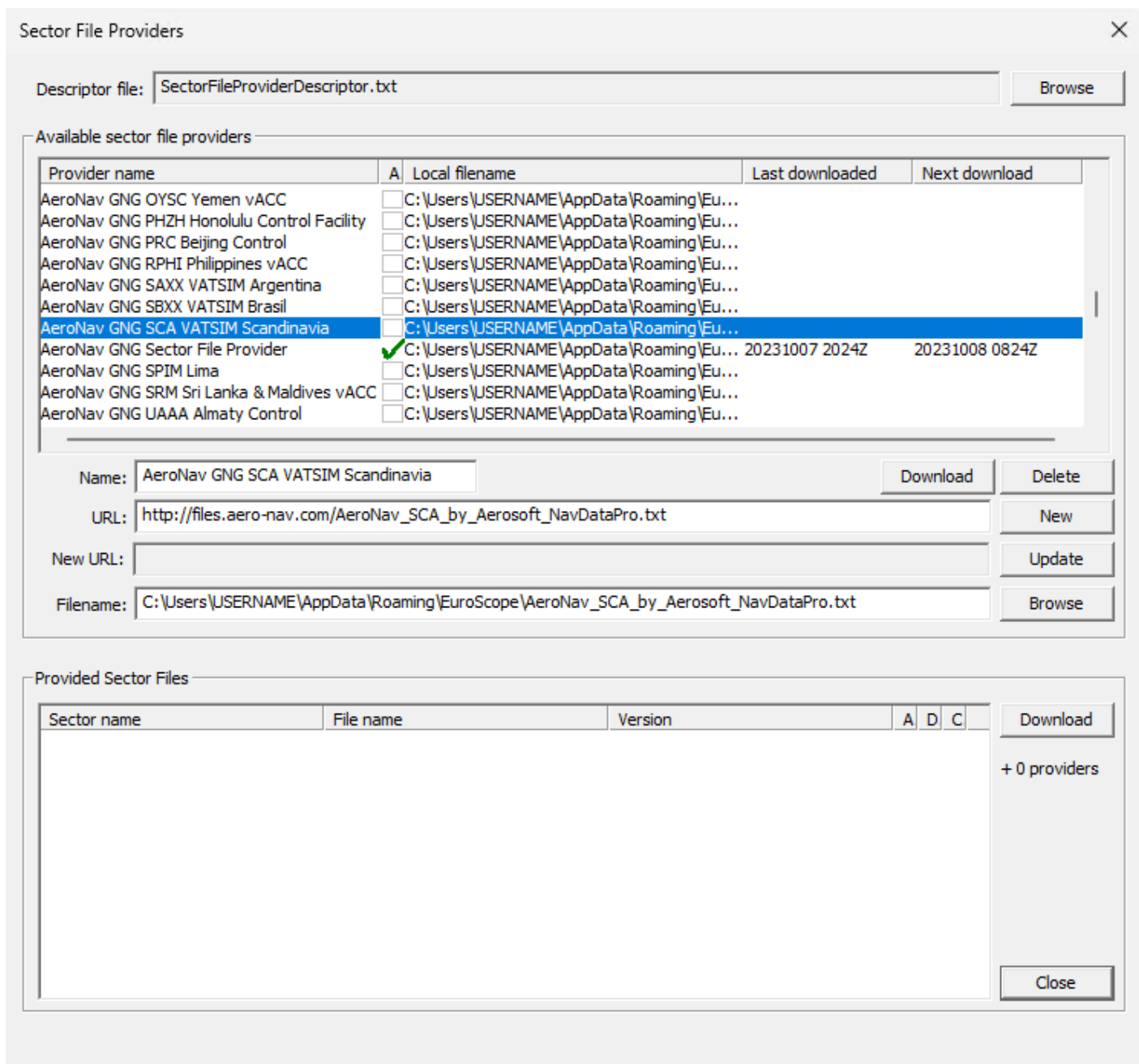
Close

Now find “AeroNav GNG Sector File Provider” select it, click download, and check the automatic update box



Once downloaded, you will have 50+ sectorfile locations to pick from, find “AeroNav GNG SCA VATSIM Scandinavia” select it, and click download, remember to check the auto-update box





Now at the bottom of the window, you can find the “EKDK EKDK FIR-Full-Package” Download it, DO NOT click the automatic here as this is only for the first-time installation.

Sector File Providers

Descriptor file:
SectorFileProviderDescriptor.txt
Browse

Available sector file providers

Provider name	A	Local filename	Last downloaded	Next download
AeroNav GNG OYSC Yemen vACC	<input type="checkbox"/>	C:\Users\USERNAME\AppData\Roaming\Eu...		
AeroNav GNG PHZH Honolulu Control Facility	<input type="checkbox"/>	C:\Users\USERNAME\AppData\Roaming\Eu...		
AeroNav GNG PRC Beijing Control	<input type="checkbox"/>	C:\Users\USERNAME\AppData\Roaming\Eu...		
AeroNav GNG RPHI Philippines vACC	<input type="checkbox"/>	C:\Users\USERNAME\AppData\Roaming\Eu...		
AeroNav GNG SAXX VATSIM Argentina	<input type="checkbox"/>	C:\Users\USERNAME\AppData\Roaming\Eu...		
AeroNav GNG SBXX VATSIM Brasil	<input type="checkbox"/>	C:\Users\USERNAME\AppData\Roaming\Eu...		
AeroNav GNG SCA VATSIM Scandinavia	<input checked="" type="checkbox"/>	C:\Users\USERNAME\AppData\Roaming\Eu...	20231007 2025Z	20231008 0825Z
AeroNav GNG Sector File Provider	<input checked="" type="checkbox"/>	C:\Users\USERNAME\AppData\Roaming\Eu...	20231007 2024Z	20231008 0824Z
AeroNav GNG SPIM Lima	<input type="checkbox"/>	C:\Users\USERNAME\AppData\Roaming\Eu...		
AeroNav GNG SRM Sri Lanka & Maldives vACC	<input type="checkbox"/>	C:\Users\USERNAME\AppData\Roaming\Eu...		
AeroNav GNG UAAA Almaty Control	<input type="checkbox"/>	C:\Users\USERNAME\AppData\Roaming\Eu...		

Name:
AeroNav GNG SCA VATSIM Scandinavia
Download
Delete

URL:
http://files.aero-nav.com/AeroNav\_SCA\_by\_Aerosoft\_NavDataPro.txt
New

New URL:
Update

Filename:
C:\Users\USERNAME\AppData\Roaming\EuroScope\AeroNav\_SCA\_by\_Aerosoft\_NavDataPro.txt
Browse

Provided Sector Files

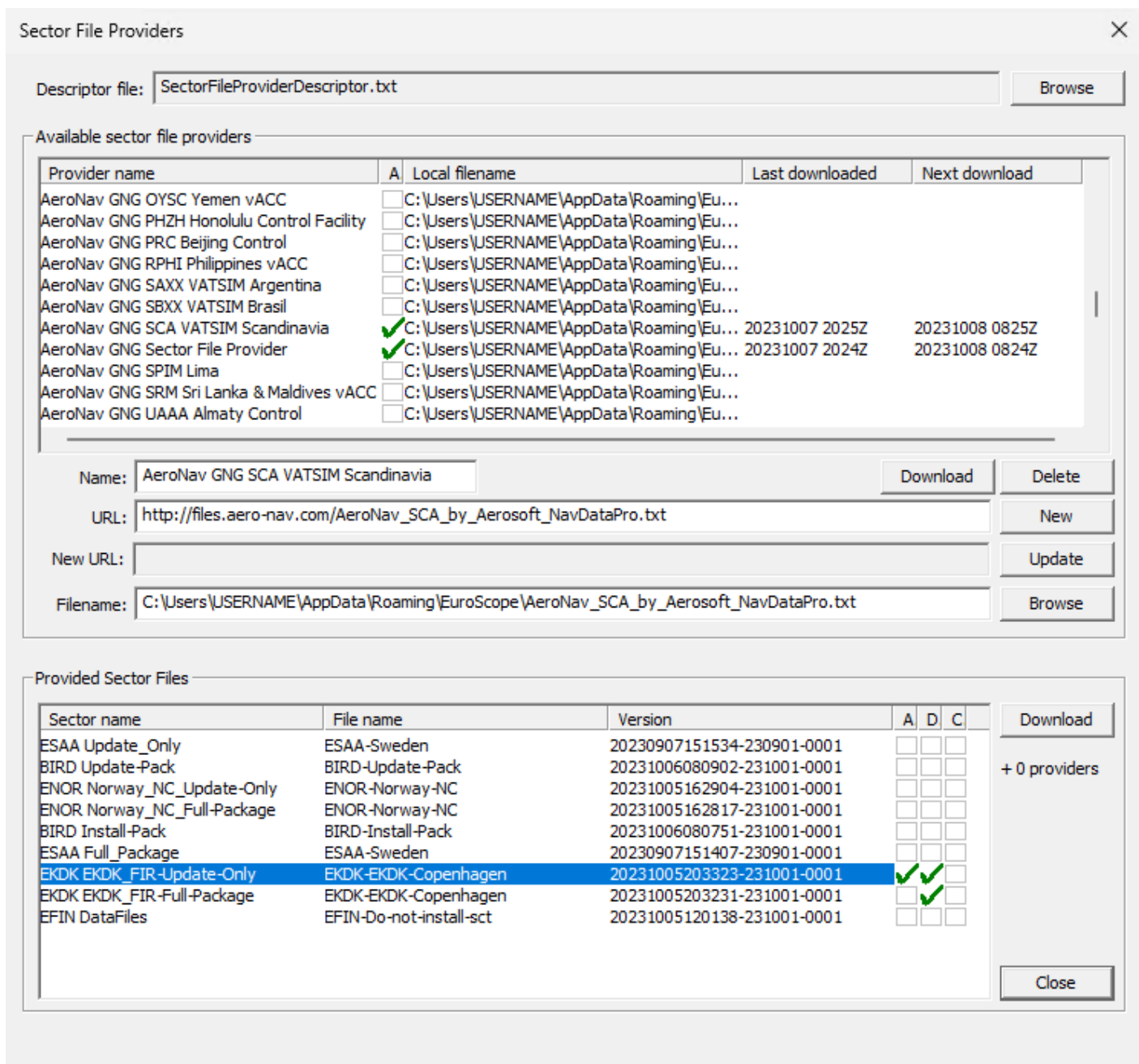
Sector name	File name	Version	A	D	C
ESAA Update_Only	ESAA-Sweden	20230907151534-230901-0001	<input type="checkbox"/>	<input type="checkbox"/>	<input type="checkbox"/>
BIRD Update-Pack	BIRD-Update-Pack	20231006080902-231001-0001	<input type="checkbox"/>	<input type="checkbox"/>	<input type="checkbox"/>
ENOR Norway_NC_Update-Only	ENOR-Norway-NC	20231005162904-231001-0001	<input type="checkbox"/>	<input type="checkbox"/>	<input type="checkbox"/>
ENOR Norway_NC_Full-Package	ENOR-Norway-NC	20231005162817-231001-0001	<input type="checkbox"/>	<input type="checkbox"/>	<input type="checkbox"/>
BIRD Install-Pack	BIRD-Install-Pack	20231006080751-231001-0001	<input type="checkbox"/>	<input type="checkbox"/>	<input type="checkbox"/>
ESAA Full_Package	ESAA-Sweden	20230907151407-230901-0001	<input type="checkbox"/>	<input type="checkbox"/>	<input type="checkbox"/>
EKDK EKDK_FIR-Update-Only	EKDK-EKDK-Copenhagen	20231005203323-231001-0001	<input type="checkbox"/>	<input type="checkbox"/>	<input type="checkbox"/>
EKDK EKDK_FIR-Full-Package	EKDK-EKDK-Copenhagen	20231005203231-231001-0001	<input checked="" type="checkbox"/>	<input checked="" type="checkbox"/>	<input checked="" type="checkbox"/>
EFIN DataFiles	EFIN-Do-not-install-sct	20231005120138-231001-0001	<input type="checkbox"/>	<input type="checkbox"/>	<input type="checkbox"/>

Download

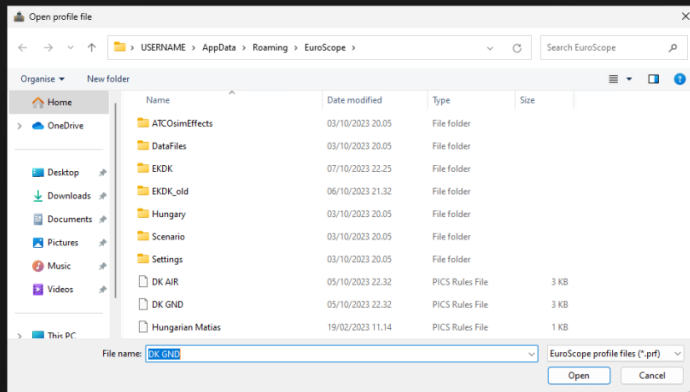
+ 0 providers

Close

Once downloaded click the “EKDK EKDK FIR-Update-Only” download it, and click the automatic here as this is what updates your sector files



Now close EuroScope, cancel any popups and start EuroScope again. Now you should see the DK AIR and DK GND sectorfiles, for <S2 select GND.



# Installation (Video)

IMAGE ALT TEXT HERE

Image not found or type unknown

# Updating sectorfiles

If you installed EuroScope following our guide, files should automatically download.

Sectorfiles will update

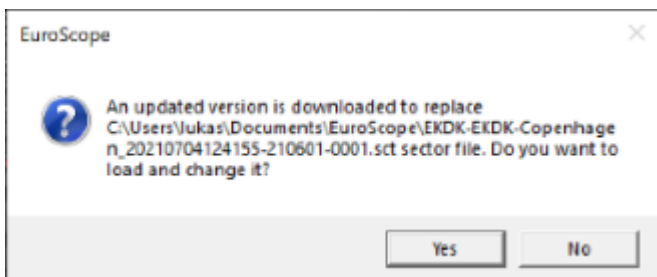
- Approx. Every 28 days when new AIRAC comes
- When a major change is published within our internal files

Please be advised: Sometimes it can take 1-2 minutes before the prompt for updates appears. It can sometimes be slow

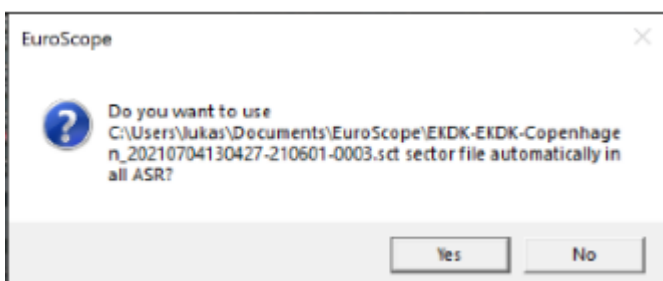
## What to look for

When an update is published you will automatically be alerted via Euroscope by a total of **Three** messages.

1. A new Sectorfile is available, do you want to **download** --> Click **Yes**



2. Do you want to **use** the downloaded sectorfile --> Click **Yes**



3. If you want Euroscope to **delete** old sectorfile --> Click **Yes**

EuroScope



Shall I delete the old  
C:\Users\Jukas\Documents\EuroScope\EKDK-EKDK-Copenhage  
n\_20210704124155-210601-0001.sct sector file?

Yes

No